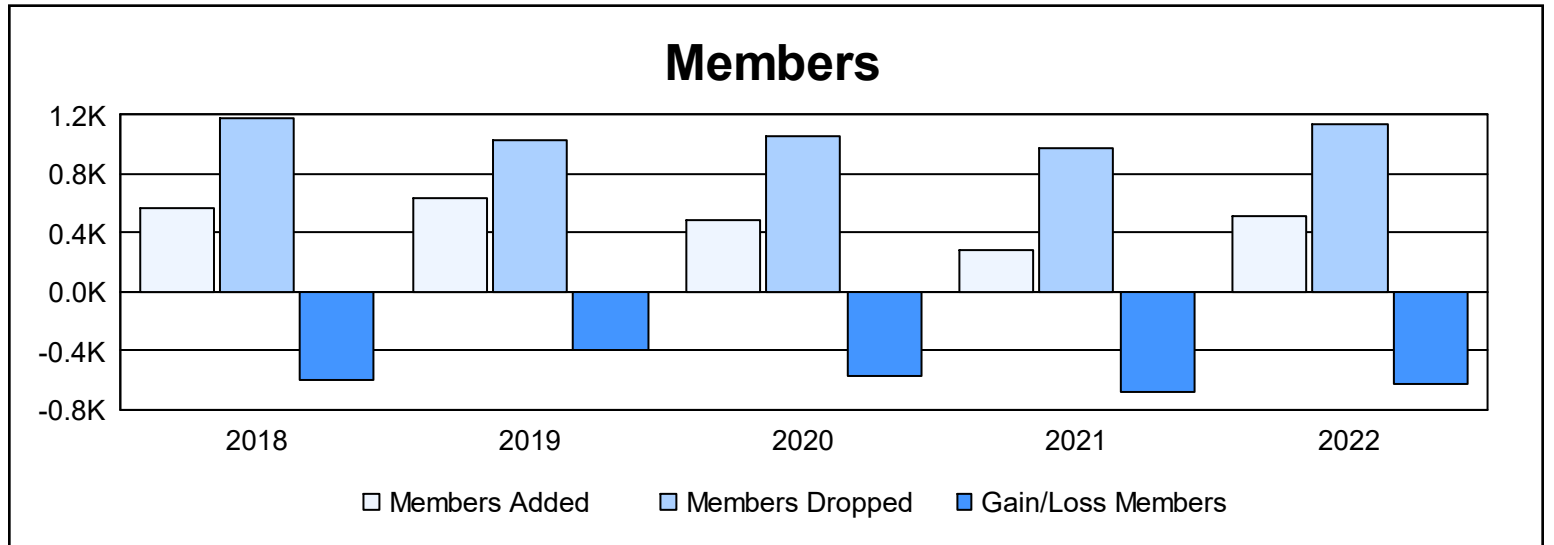
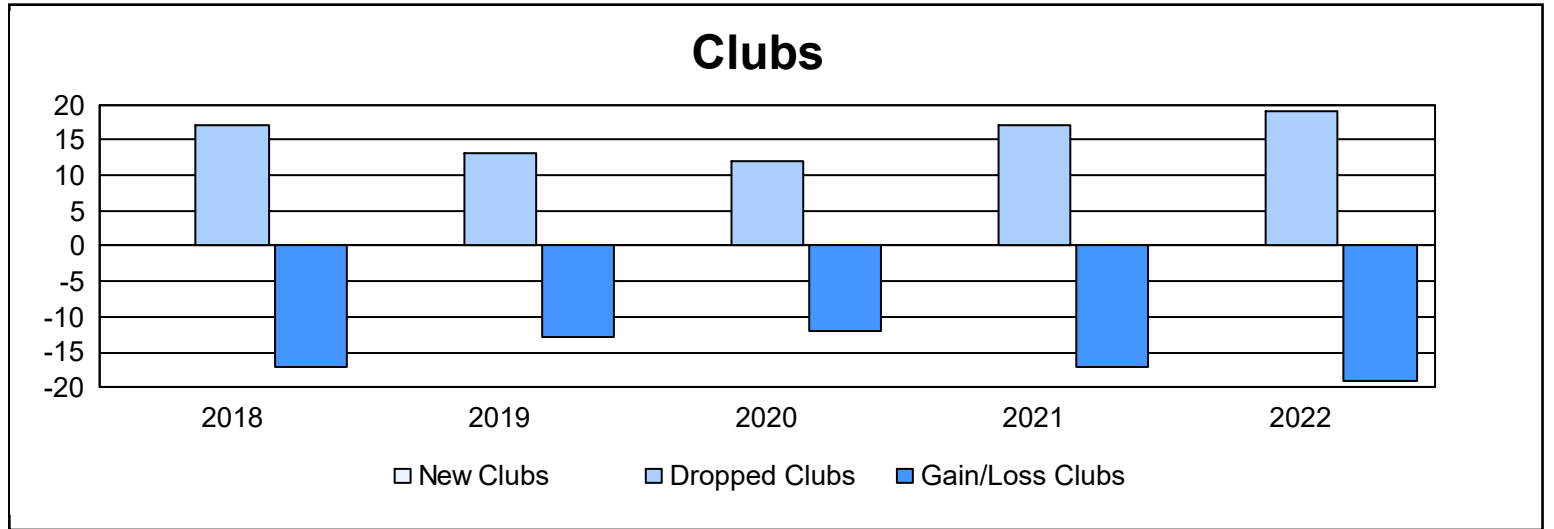


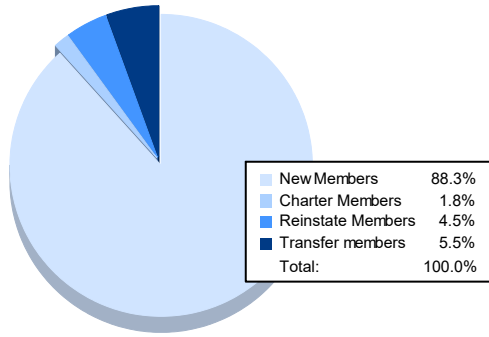
**Multiple District 101**

As of June 2022 Cumulative

Year	New Clubs	Dropped Clubs	Gain/ Loss Clubs	New Members	Charter Members	Reinstate Members	Transfer Members	Total Member Added	Total Members Dropped	Gain/ Loss Members
2017-2018	0	17	-17	506	2	23	43	574	1,175	-601
2018-2019	0	13	-13	543	16	13	61	633	1,031	-398
2019-2020	0	12	-12	425	9	17	31	482	1,057	-575
2020-2021	0	17	-17	199	3	13	72	287	969	-682
2021-2022	0	19	-19	451	9	23	28	511	1,139	-628
<b>Average</b>	<b>0</b>	<b>16</b>	<b>-16</b>	<b>425</b>	<b>8</b>	<b>18</b>	<b>47</b>	<b>497</b>	<b>1,074</b>	<b>-577</b>



### Membership Composition June 2022 Cumulative



### Gender Composition June 2022 Cumulative

